


VALMONT®

VALMONT INDUSTRIES, INC.
 WEST HIGHWAY 275 - P.O. BOX 358
 VALLEY, NEBRASKA 68064
 PHONE: 1-800-VALMONT (825-6668)
 ASSOCIATE DRAFTER: BRAD BRAMLEY x3868
 ASSOCIATE STRUCTURAL ENGINEER: ANITA ANTHONY x3714 X 3739 Tony Hansen

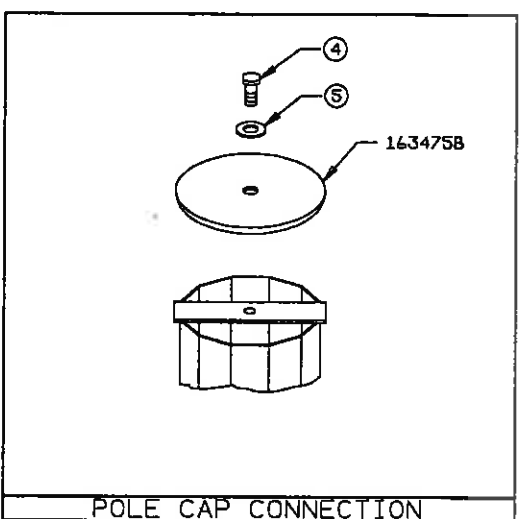
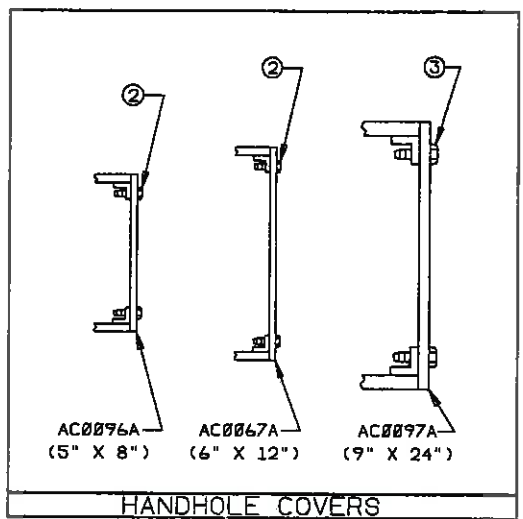
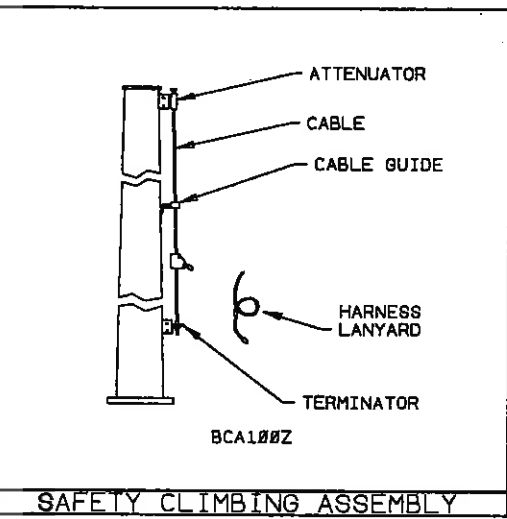
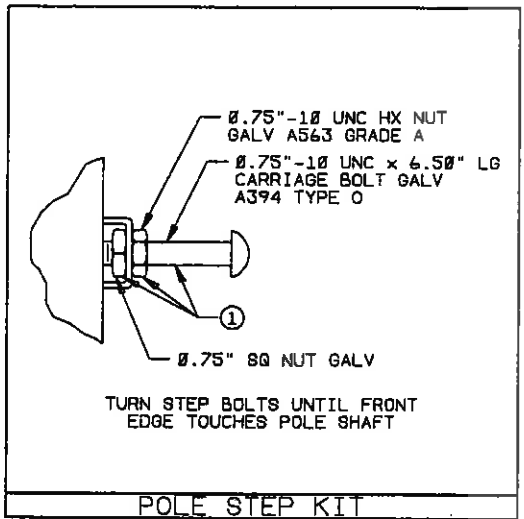
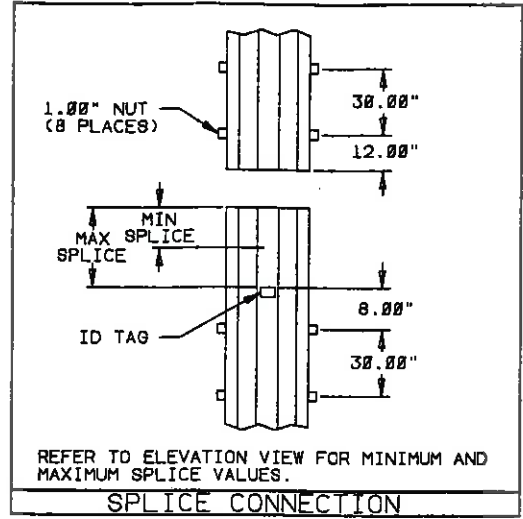
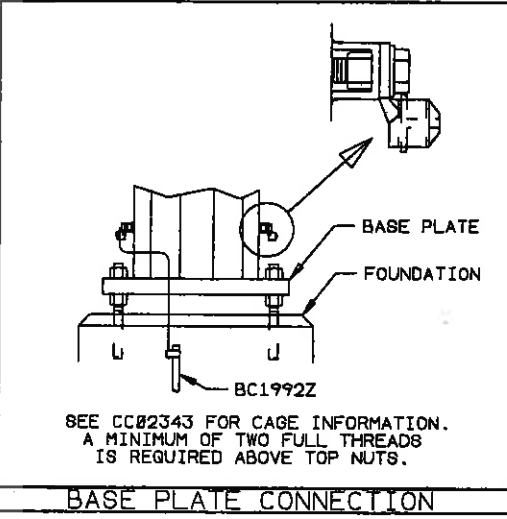
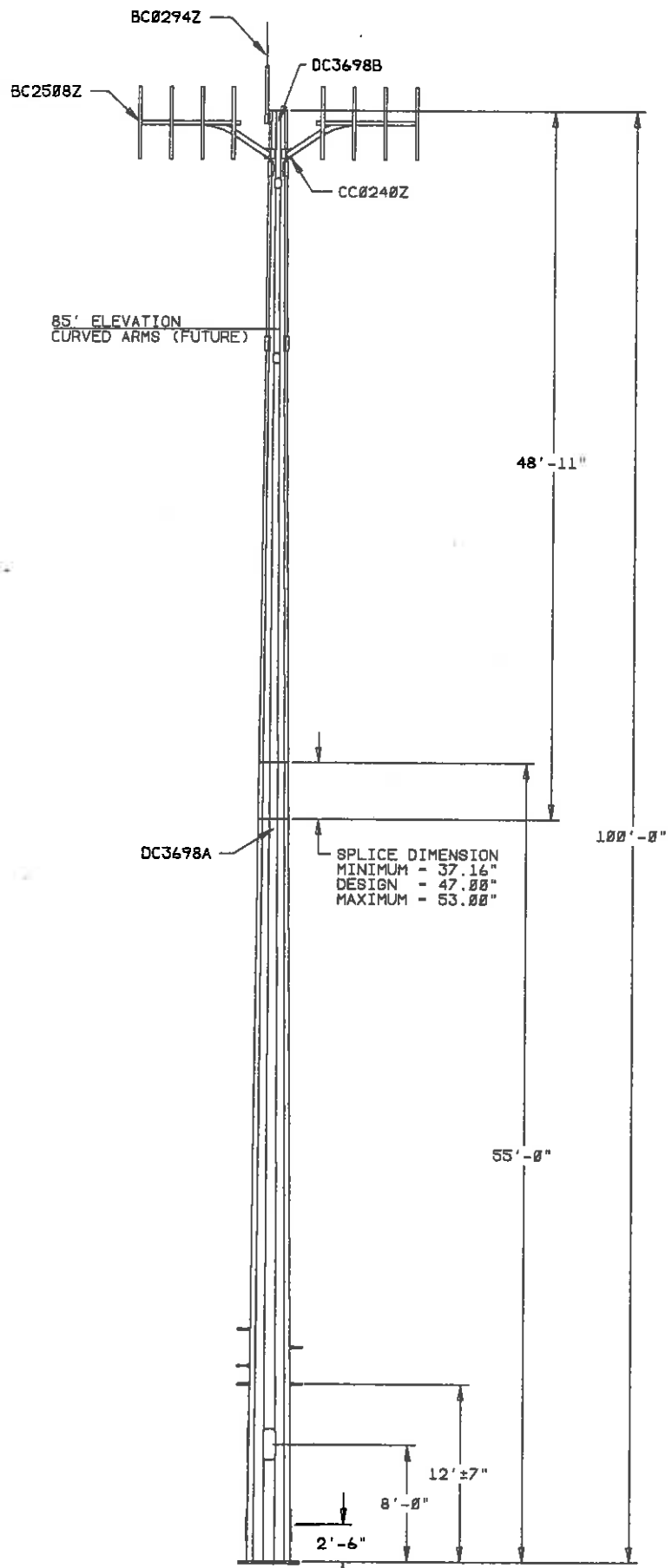
COMMUNICATION POLE RECORD DRAWINGS

INDEX OF DRAWINGS			
DESCRIPTION	DRAWING #	DESCRIPTION	DRAWING #
POLE ASSEMBLY	DC3698Z	BOTTOM CAGE PLATE	BC30883
SECTION ASSEMBLY	DC3698A	SAFETY CLIMB ASSY	BCA100Z
SECTION ASSEMBLY	DC3698B	LIGHTNING ROD KIT	BC0294Z
ANCHOR BOLT CAGE ASSEMBLY	CC02343	CURVED ARM ASSY	BC2508Z
BASE PLATE	BC30881	TRI-BRACKET ASSY	CC0240Z
TOP CAGE PLATE	BC30882	E.I.A. GROUNDING	BC1992Z



[Handwritten Signature]
 3/13/97

ERICSSON, INC.
 VALMONT ORDER# 14495-96
 SITE: V-014 SALS TRANSMISSION
 POLE HEIGHT: 100'




- NOTES:**
- POLE SHAFT-GOVERNING REACTIONS:**
 MOMENT - 10,577 IN-KIPS
 SHEAR - 13,641 #
 VERTICAL - 8,919 #
 - COMPONENT IDENTIFICATION:** TAG LOCATIONS ARE INDICATED BY CALLOUTS ON DRAWING. "TAG MARK" IN BILL OF MATERIAL SHOWS FIRST 4 DIGITS ON EACH TAG. SUBSEQUENT DIGITS WILL INDICATE SEQUENCE OF MANUFACTURER.
 - ASSEMBLY AND ERECTION GUIDELINES:** SEE VALMONT COMMUNICATION POLE INSTALLATION GUIDELINE I012.
 - SLIP JOINT JACKING FORCE:**
 MINIMUM - 25,000#
 MAXIMUM - 90,000#
 - WEIGHT:** WEIGHT IN TITLE BLOCK IS TOTAL STRUCTURE WEIGHT EXCLUDING ANCHORAGE, AND SAFETY CLIMBING HARNESS.
 - FINISH:** GALVANIZED PER ASTM A-123.
 - POLE DESIGN CONFORMS TO EIA/TIA-222-F FOR:**
 90 MPH WIND WITH NO ICE
 78 MPH WIND WITH 1/2" ICE.
 - DESIGN LOADING:**
 1-LIGHTNING ROD MOUNTED @ TOP.
 3- CURVED ARMS MOUNTED @ 97' ELEV.
 12-DAPA 58210'S MOUNTED ON CURVED ARMS.
 3-CURVED ARMS MOUNTED @ 85' ELEV. (F)
 12-DAPA 58210'S MOUNTED ON CURVED ARMS. (F)

BILL OF MATERIAL
(SHIPPING SEQ.-1 FOR ALL)

VALMONT PART NUMBER PREFIX TAG MARK	DESCRIPTION	UNIT WEIGHT (LBS)	QTY PER STR
DC3 698A	SECTION ASSEMBLY	5,500	1
DC3 698B	SECTION ASSEMBLY	2,100	1
CC0 2343	CAGE ASSEMBLY	1,517	1
---	NOTE LIGHTNING ROD KIT (BC0294Z)	35	1
---	NOTE E.I.A. GROUNDING (BC1992Z)	22	1
---	NOTE CURVED ARM ASSY (BC2508Z)	384	3
---	NOTE TRI-BRACKET ASSY (CC0240Z)	126	1
---	NOTE SAFETY CLIMB ASSY (BCA100Z)	57	1
MISCELLANEOUS			
AC0096A	HANDHOLE COVER PLATE (5 X 8)	3	6
AC0067A	HANDHOLE COVER PLATE (6 X 12)	4	6
AC0097A	HANDHOLE COVER PLATE (9 X 24)	9	4
163475B	POLE CAP (16" DIA)	15	1
ABLHARN	SAFETY HARNESS	7	1

ITEM NO.	VALMONT PART NUMBER	DESCRIPTION				QTY PER STR		
		HARDWARE SIZE (IN)	GENERAL	FINISH	ASTM SPEC			
		BOLT DIA	NUT WSHR LONG					
1	2136A				STEP KIT	HDGV	-	98
2	164035	0.25	0.75		SCREW	S.S.	A410	26
3	161647	0.38	1.00		SCREW	S.S.	A410	17
4	161171	0.75	1.75			HDGV	A325	1
5	142056		0.75		FLAT	HDGV	F436	1



[Handwritten Signature]
3/13/97

DUPLICATE DRAWING DISTRIBUTION PED14495 100' MONOPOLE

BRENHAM TULSA DWG SIZE D CLASS CODE (1) CLASS NO. (3) 450

REV ID	DATE	REV BY	CHK BY	REVISION DESCRIPTION
1	11/13/96	ALA		

MATERIAL	THICKNESS	WEIGHT
		9,085#

ORDER NO.	CUSTOMER	DESCRIPTION	DWG NO.
14495-96	ERICSSON, INC.	100' MONOPOLE	DC3698Z

SHAFT INFO

SEC	LENGTH	BASE OD	TOP OD	THK	MAT
A	55'-00"	36.00"	23.98"	0.250"	S-22
B	48'-11"	25.15"	14.38"	0.188"	S-22



